

# GENERAL MEETING :

## AGENDA/MINUTES

<b>Date</b>	23 February 2023	
<b>Start</b>	10.00am	<b>Finish</b> 1:00pm
<b>Location</b>	Online <b>Executive Officer   Carole Hammond</b>	

**Present:**

		Mansfield SC
Cr Haslam	Peter Bain, Bronwyn Chapman, Sandra Vargas	Murrindindi SC <b>AUSPICE</b>
Cr Sarah Nicholas	Bronwyn Westbrook;	Alpine SC
Cr Punarji Hewa Gunaratne	Nathan Gasperoni	Benalla SC
	Allison McCallum	Campaspe SC
		DEECA Hume
Cr Diane Shephard	Helen Jones	Indigo SC
	Narelle Leipa, Elyse Kelly	Mitchell SC
Cr Peter Elliot		Moira SC
		North East CMA
Cr Sam Spinks		Greater Shepparton CC
	Unable to connect to link	Strathbogie SC
		Towong SC
Cr Jack Herry		Rural City of Wangaratta
	Robyn Nicholas	City of Wodonga
Elise Armitage		Alpine Resorts Victoria
David Meiklejohn project officer GMCA		GMCA

**Apologies to EO (known)**

Evelina Dudzinski, Marisa O'Halloran, Sharon Terry, Cr Rohan Webb, Rachel Gadd, Kylie Russell, Cr Weller, Kate Brunt, Rebecca Caldwell, Scott Draper, Brendan Garrett, Cr Eldridge, Cr Lowe, Sam Niedra, Cr Murray. Note Strathbogie could not join due to power outage in Euroa.

## OFFICIAL

<b>Acknowledgement of country</b>	We wish to acknowledge the traditional owners of the land on which we meet, the Taungurung, Yorta Yorta, and Wurrundjeri and pay our respects to Elders past present and emerging.
-----------------------------------	--

### AGENDA

10.00	<b>1. WELCOME</b>	CHAIR	<p>Cr Webb (chairperson) is unable to attend and currently the GMCA Deputy Chairperson position is vacant.</p> <p>In accordance with the rules of the GMCA a member representative can be appointed as meeting Chairperson by the members at the meeting.</p> <p>The meeting voted to appoint Cr Sarah Nicholas as Chairperson for this ordinary meeting of the GMCA</p> <p>Sarah Nicholson assumed the Chairperson role.</p> <p>Welcome to new Councillor representatives Cr Haslam, Cr Lowe and Cr Punarji Hewa Gunaratne, &amp; new officers Oriah Geri &amp; Kylie Russell.</p>
	<b>2. CONFLICT OF INTEREST DECLARATION</b>	CHAIR	No conflicts were declared
	<b>3. CALL FOR ADDITIONAL AGENDA ITEMS</b>	CHAIR	Elect a Deputy Chair of the GMCA at this General Meeting
10.10	<b>4. PREVIOUS MINUTES</b>	CHAIR	<p>The <a href="#">draft minutes</a> of the Ordinary meeting held online on 10 November 2022 have been distributed via email. Draft and endorsed Minutes are also online on the Members' site. New members see the EO for the link.</p>
	<p><b>MOTION:</b></p> <p><b>That the minutes of the Goulburn Murray Climate Alliance's Ordinary Meeting of 10 November 2022 be endorsed.</b></p> <p>Moved: Peter Bain Seconded: Peter Elliot</p> <p>Alliance Chair to sign minutes once endorsed.</p>		
10.15	<b>5. PREVIOUS MEETING ACTIONS</b>	CHAIR	See <b>Appendix 1 below</b>
10.30	<b>7. STRATEGIC PROGRESS</b> 7.1 Quarterly EO Report	EO	<p>See <a href="#">APPENDIX 2</a></p> <p><b><u>Key upcoming actions - strategic plan</u></b></p> <ul style="list-style-type: none"> <li>- A Resilient Public Estate – David Meiklejohn will commence as Project Officer 1 March for 12 months</li> <li>- GMCA Councillor 3 days Forum, Wangaratta will provide the venue see <a href="https://gmca.org.au">2023 Climate Leaders Forum (gmca.org.au)</a></li> <li>- Regional arborist networking forum –The first meeting in Benalla on 24<sup>th</sup> February has attracted great interest</li> </ul>

## OFFICIAL

	7.2 Sustainable Subdivisions Report	Simon B	<p>and Bendigo council will also be attending, meeting will include field demo on Formative Pruning</p> <p>See the <a href="#">SSF Update</a></p> <ul style="list-style-type: none"> <li>- Trial of the SSF tool</li> <li>- Governance board phase is going to finish up once the phase one reporting is completed.</li> <li>- Internal council training</li> <li>- Internal council working groups.</li> </ul>
	7.3 Bulk Buy / Renewable Public Estate Reports	David M.	<p>David has been appointed as a Project Manager of these two GMCA projects.</p> <p>David gave a short overview of his roles and commencing activities.</p> <p><b><u>Coming actions</u></b></p> <ul style="list-style-type: none"> <li>- First discussion about renewables/bulk buy on Monday 27 Feb at 2:00pm - important all members are represented.</li> <li>- Manage Resilient Public Estates project is running until February next year.</li> <li>- Project Inception Meeting with Spatial Vision (successful consultant) on Monday 27 February 1pm</li> <li>- Spatial Vision has completed similar projects including one for SECCCA (South Eastern Councils for Climate Change Action group of councils)</li> <li>- Initial project working group meeting on Wednesday 01 March at 1pm</li> <li>- There will be three groups: project working group, project control group and technical reference group.</li> </ul>
11.10	<b>8. GOVERNANCE</b> 8.1 Exec Committee Report	Cr Jack Herry	<p>Cr Jack Herry, Deputy Chairperson of Executive Committee, made the report</p> <ul style="list-style-type: none"> <li>- Three meetings since last general meeting, didn't achieve a quorum but able to work on required issues.</li> <li>- Exploring the opportunities for administration support for the Executive Officer Role</li> <li>- Executive committee is revising risk register.</li> <li>- No changes to membership</li> <li>- Welcoming nominations for new people to join the executive committee.</li> </ul>
	8.2 Quarterly Financial Report	Murrindindi SC	See <a href="#">GMCA Financial Report</a> to 31 Jan 2023
<p><b>MOTION:</b></p> <p><b>That the Financial Report of the Goulburn Murray Climate Alliance to 31 January 2023 be endorsed.</b></p> <p>Moved: Cr Jack Herry  Seconded: Bronwyn Westbrook</p>			

## OFFICIAL

### Election of Deputy Chairperson GMCA







- Cr Jack Herry nominated Cr Sarah Nicholas
- Cr Sarah Nicholas accepted nomination as Deputy Chair for the GMCA
- Seconded: Cr Peter Elliot
- Nomination accepted without dissent
- Cr Nicholas was congratulated on her appointment

11:45	<b>9. Around the Regions</b>	EO	<p>Please link directly to the <a href="#">JANUARY UPDATE</a> of Around the Regions.</p> <p>Each Member to also provide a 2 minute verbal update. A reminder that the EO has been requested to forward this document update to CEOs following the meeting.</p>
12:30	<b>10. Special Presentation</b>	Rob McLeod, Renew	<p>Electrification: Getting off Gas Roadmap and Toolkit. See attached powerpoint and <a href="#">Renew Going Off Gas</a> webpage</p>

Meeting end: 1:00 pm

Next meeting: 25 May 2023

**APPENDIX 1 - ACTIONS ARISING : PROGRESS**

Date	 Complete	 in progress	 not commenced	WHO	WHEN	
<b>2022</b>						
Feb 2022	Facilitate regular meets and greets – 1. Chairs of GMCA the Ovens Murray, and Goulburn Regional Partnership (Climate Change & Environment Portfolio). 2. EO and Chair (as available) to organise individual meetings with GMs, Mayors and CEOs of Members.			EO/Chair	Ongoing Post-flood recovery action	
Feb 2022	Commence development of shared resources ie Sustainable Procurement Policy, briefings, joint procurements, etc. (review after the Strategic Plan endorsed with assistance of a Working Group).			EO	Ongoing Shared SSF Officer commenced	
Aug 2022	'15 years of collaborative climate action' email footer and a facebook post - EO to reach out to Members.			Chair	Linked in post by Chair in August	

# GENERAL MEETING : AGENDA/MINUTES

<b>Date</b>	23 February 2023	
<b>Start</b>	10.00am	<b>Finish</b>
<b>Location</b>	In Person :	<b>Executive Officer   Carole Hammond</b>
<p>If joining online: <a href="#">Click here to join the meeting</a></p> <p><b>If Moving, Seconding, or questioning a Motion, place a comment in the Zoom "Chat Box".</b></p> <p><i>[please note physical presentations may not translate as well online in hybrid meetings]</i></p>		

<b>Present:</b>	Cr Rohan Webb <b>CHAIR</b>	Melissa Crane, Kylie Russell	Mansfield SC
	Cr K Haslam	Peter Bain, Bronwyn Chapman	Murrindindi SC <b>AUSPICE</b>
	Cr. John Forsyth <b>DEPUTY CHAIR</b>	Bronwyn Westbrook; Sarah Buckley	Alpine SC
	Cr Punarji Hewa Gunaratne	Courtney Naughton, Nathan Gasperoni	Benalla SC
	Cr C Weller	Allison McCallum	Campaspe SC
	Kate Brunt	Bek Caldwell	Goulburn Broken CMA
		Oriah Geri	DEECA Hume
	Cr Diane Shephard Cr Sophie Price	Sam Niedra, Helen Jones,	Indigo SC
	Cr Rob Eldridge	Brendan Garrett Narelle Leipa	Mitchell SC
	Cr Peter Elliot	Scott Draper	Moira SC
	Helen Wilson	Lachlan Campbell	North East CMA
	Cr Sam Spinks	Sharon Terry <a href="#">[Chair Executive C'ttee]</a> Marisa O'Halloran	Greater Shepparton CC
	Cr Sally Hayes-Burke Cr Paul Murray	Vlad Amadek, Molly Odgers	Strathbogie SC
	Cr. Pete Dikschei	Anthony Dufty, Rachel Gadd	Towong SC
	Cr Jack Herry	Evelina Dudzinski	Rural City of Wangaratta
	Cr Danny Lowe	Robyn Nicholas	City of Wodonga
	Elise Armitage Amanda Vogt		Alpine Resorts Victoria

**Apologies to  
EO (known)**

<b>Acknowledgement of country</b>	We wish to acknowledge the traditional owners of the land on which we meet, the Taungurung, Yorta Yorta, and Wurrundjeri and pay our respects to Elders past present and emerging.
-----------------------------------	--

## AGENDA

10.45	<b>1. WELCOME</b>	CHAIR	
	<b>2. CONFLICT OF INTEREST DECLARATION</b>	CHAIR	
	<b>3. CALL FOR ADDITIONAL AGENDA ITEMS</b>	CHAIR	
10.50	<b>4. PREVIOUS MINUTES</b>	CHAIR	The <a href="#">draft minutes</a> of the Ordinary meeting held online on 10 November 2022 have been distributed via email. Draft and endorsed Minutes are also online on the Members' site. New members see the EO for the link.
	<b>MOTION:</b> <b>That the minutes of the Goulburn Murray Climate Alliance's Ordinary Meeting of 18 August 2022 be endorsed.</b> Moved: Marisa O'Halloran Seconded: Evelina Dudzinski Alliance Chair to sign minutes once endorsed.		
10.52	<b>5. PREVIOUS MEETING ACTIONS</b>	CHAIR	See <b>Appendix 1 below</b>
11.20	<b>7. EXECUTIVE OFFICER Quarterly Report</b>	EO	See <a href="#">Appendix 2</a> . What's in store for 2023? EO <a href="#">National EV Strategy Consultation Submission</a> by Vic Alliances Also see new <a href="#">GMCA climate targets map</a>
11.30	<b>8. GOVERNANCE</b>		
	8.1 Exec Committee Report	Marisa O'Halloran	<a href="#">Update</a>
	8.2 Quarterly Financial Report	Murrindindi	See <a href="#">GMCA Financial Report</a> to 31 Oct 2022

11:45	<b>9. Around the Regions</b>	EO	<p>Please link directly to the <a href="#">NOVEMBER update</a> of Around the Regions.</p> <p>Each Member can also provide a 3 minute verbal update of their biggest 2022 'Moments' at the Meeting.</p>

**12:30 LUNCH BREAK**

11.25pm      Close



## APPENDIX 1 - ACTIONS ARISING : PROGRESS

Date	<div> <div>Complete</div> <div>in progress</div> <div>not commenced</div> </div>	WHO	WHEN	
<b>2022</b>				
Feb 2022	Facilitate regular meets and greets – <ol style="list-style-type: none"> <li>1. Chairs of GMCA the Ovens Murray, and Goulburn Regional Partnership (Climate Change &amp; Environment Portfolio).</li> <li>2. EO and Chair (as available) to organise individual meetings with GMs, Mayors and CEOs of Members.</li> </ol>	EO/Chair	Ongoing Post-flood recovery action	
Feb 2022	Commence development of shared resources ie Sustainable Procurement Policy, briefings, joint procurements, etc. (review after the Strategic Plan endorsed with assistance of a Working Group).	EO	Ongoing Shared SSF Officer commenced	
Aug 2022	'15 years of collaborative climate action' email footer and a facebook post - EO to reach out to Members.	EO	Linked in post by Chair in August	

# EXECUTIVE COMMITTEE REPORT

## Ordinary Alliance Meeting

---

Date: 23 February 2023

Item	Detail
1. Meetings	<p><i>Dates, location, etc</i></p> <p>GSCC administration support to committee has halted due to a resignation. Recruiting underway for a replacement.</p> <p>15<sup>th</sup> December 2022 – Quorum not reached so no minutes recorded. Online. 19<sup>th</sup> January. Online. 16<sup>th</sup> February. Online.</p>
2. Finance	<p><i>Any changes or outcomes of discussion</i></p> <p>Budget is on track. Alliance auspice cost recovery funds will be used to assist administration support to the Executive Officer.</p>
3. Risk	<p><i>Outcomes of discussions</i></p> <p>Continuing to review our framework for risk management. A number of templates are under review to determine which best suits our alliance model.</p> <p>Seeking to establish a working group with members to finalise the framework and populate with risks. This will enable the Executive Committee to monitor and review risks.</p>
4. Rules	<p><i>Outcomes of discussions</i></p> <p>No change – focus for this year along with risk management.</p>
5. Strategic plan	<p><i>Outcomes of discussions</i></p> <p>Finalised and is now adopted and operational, with a number of projects well and truly underway.</p> <ul style="list-style-type: none"><li>• <b>Regional Arborists Network Meeting 24/2/23</b></li></ul>

	<ul style="list-style-type: none"> <li>• Resilient Public Estate tender</li> <li>• Climate Change Project Officers</li> <li>• Climate Forum (Wangaratta)</li> <li>• SSF tour</li> <li>• Meeting with Murrindindi ELT</li> <li>• Advocacy – Regional Roads and Extreme Events; Sustainable Commonwealth Games</li> </ul>
6. Membership	<p><i>Changes</i></p> <p>No changes to membership.</p>
7. General	<p><i>Items discussed and outcomes – motions passed</i></p> <p>Challenging year for all including for our auspic council with the added obligations of the GMCA.</p> <p>Strong focus on supporting Murrindindi with the Auspice. Portion of auspic funds allocated to support the EO with administrative duties provided by Murrindindi staff.</p> <p>Strongly encourage anyone from the alliance to consider joining the Executive Committee. We are a small but committed group that are dedicated to see strong governance for the Alliance. It's a great opportunity to share your experience and to learn some new skills.</p>

## Sustainable Subdivisions Report

### 1. Overview of Shared Services SSF Role

The Sustainable Subdivisions Framework (SSF) is a framework designed by Victorian councils to ensure sustainability is embedded at the subdivision scale, recognising the role of sustainability in the making of new communities.

The GMCA successfully secured funding through the Regional Planning Hub to engage a shared services ESD Advisor to support eight councils with participation in the SSF trial. Simon Blackwell was appointed to this role for a twelve month term and commenced in late October 2023. The councils supported by this shared role are:

- Alpine Shire Council
- Greater Shepparton City Council
- Indigo Shire Council
- Mitchell Shire Council
- Murrindindi Shire Council (auspice)
- Strathbogie Shire Council
- Towong Shire Council
- Wangaratta Rural City Council

The role of the SSF Advisor is to support the planning teams across the eight councils, through:

- Undertaking assessments of planning applications against the SSF;
- Provide sustainable design advice and recommendations on planning proposals;
- Support and upskill planning teams to undertake SSF assessments;
- Develop and strengthen partnerships with local government, associated government agencies and other stakeholders on key projects; and
- Manage data and prepare reporting on the SSF tool to GMCA and CASBE.

Following GMCA's initiative in establishing a shared services SSF role, two additional shared SSF roles have been funded, serving seven councils headed by Greater Bendigo City Council, as well as four metropolitan growth area councils headed by Hume City Council.

### 2. Update on SSF Trial

The first 24-month stage of the SSF trial (Phase 1) has officially concluded. Data collection is underway to inform the completion of the final evaluation report for Phase 1 of the trial.

A second phase of the SSF trial (Phase 2) commenced in November 2022 and will run until the end of 2023. During this time, councils will continue to use the current SSF, while CASBE undertakes the Phase 1 review report and implementation research project. Twenty-one councils have confirmed participation in the Phase 2 trial, including nine of the thirteen GMCA councils.

The existing governance board (GB) will be dissolved following the completion of the Phase 1 report. A new GB will be established to guide Phase 2 of the trial and represent councils participating in this phase. Phase 2 GB meetings will commence circa March 2023, and be held bi-monthly thereafter

### 3. Tasks accomplished to date

In addition to the initial onboarding and on-job training, the first quarter of the SSF Advisor role has seen a number of key actions achieved, including the following:

- **Intro meetings:** initial meetings undertaken with key SSF contacts to meet the teams and understand the context and issues within each local government area.
- **In-person tour of the GMCA councils:** Simon had a successful trip to the Goulburn Murray and North East regions for a week in mid-January. The trip included face to face meetings and site tours with GMCA council staff, local developers and the Bendigo-councils SSF advisor and was attended also by GMCA EO Carole Hammond.
- **SSF assessments:** eight SSF assessments of current planning applications have been completed to date, across five councils.
- **CASBE Phase 1 Trial reporting:** assisted CASBE with data collection and reporting for the completion of the Phase 1 trial, including facilitating council process surveys; compiling SSF assessment data and reviewing the SSF tool.
- **Updated SSF council resources:** assisted CASBE with updates to the SSF applicant's introductory letter template, RFI letter template, assessment letter template and applicant kits.
- **Council website SSF page template:** assisted CASBE with the preparation of a standardised SSF webpage for councils to upload.
- **Governance board nominations:** facilitated governance board (GB) nominations from participating GMCA councils. Mitchell Shire has nominated for a full-time position on the Phase 2 GB.
- **Designing internal council training and working groups:** commenced initial conversations with council contacts on future training needs; commenced the creation of internal SSF working groups.
- **Collaboration with local government and associations:** a working partnership has been established between the GMCA SSF Advisor, CASBE and non-GMCA Councils including other SSF Shared Services officers, to collaborate on achieving the shared goals of the SSF.

#### 3.1. Matrix of completion of key tasks by council

The below table illustrates the status of each council in completing key tasks mentioned above.

Council	Task	Intro meeting	Vic trip – in person meeting	Council Process Survey	Governance Board Nominations	Training & working groups	Website SSF page	SSF application assessments
ALPINE		Complete	Complete	Complete	Responded	Emailed	Distributed	2
INDIGO		Complete	Complete	Complete	Responded	Discussed	Distributed	1
MITCHELL		Complete	Complete	Complete	Nominated	Discussed	Distributed	1
MURRINDINDI		Complete	Complete	Complete	Responded	Discussed	Distributed	2
SHEPPARTON		ESD team only	Complete	Complete	Responded	Discussed	Distributed	
STRATHBOGIE		Complete	Complete	Complete	Responded	Emailed	Uploaded	Received
TOWONG		Complete	No	Emailed	Emailed	Emailed	Distributed	
WANGARATTA		Complete	Complete	Complete	Emailed	Discussed	Distributed	1

## 4. Future actions

A number of actions are currently in the planning stages and will be delivered over the remaining three quarters of the SSF Advisor role.

- **SSF assessments & sustainable design advice:** planning development applications will continue to be assessed under the SSF tool on an ongoing basis, including follow up and re-assessment of some applications. ESD and sustainable design advice to be provided on an ad-hoc basis to meet each council's needs.
- **Internal communications strategy** – establish preferred format for regular communications between SSF Advisor and council's primary SSF contacts. Likely a bi-monthly online meeting across all councils and/or email update.
- **CASBE Phase 1 Trial reporting:** interim review of SSF tool, resources, and methodology re fit-for-purpose.
- **Internal council training:** planning is currently taking place for an initial SSF refresher training session, as well as targeted sessions on key topics.
- **Internal council working groups:** multi-disciplinary working groups to be set up in each council for knowledge sharing and collaborating on SSF and ESD outputs.
- **Key ESD issues identification:** workshops to be held with each council working group, to identify key ESD issues to focus on going forward and develop standardised responses.
- **Developer forums:** plan and undertake one or more online peer-to-peer developer forums, to raise awareness of SSF tool and increase buy-in of sustainable development practices.
- **Ongoing partnerships:** Continue to develop partnerships and strategic opportunities with other agencies, SSF Trial councils and SSF Shared Service Officers.
- **Ongoing reporting:** Quarterly reporting to GMCA General Meeting and bi-monthly reporting to SSF Governance Board.
- **Final assessment of Phase 2 of SSF Trial:** interim and final reviews and reporting to CASBE on the SSF tool, resources and methodology re fit-for-purpose.

## 5. Challenges & Opportunities

### 5.1. Key Challenges

Whilst the first quarter of the SSF Advisor role has been a success, it has not been without its challenges. Some of the key challenges to achieving the objectives of the role and the successful implementation of the SSF trial have been identified, as follows:

- **Starting from a low base:** Limited protocols, precedents and experience with the SSF exists within councils and applicant teams, due to poor uptake of the SSF trial over the preceding 12 months, largely as a result of the challenges discussed below.
- **Developer engagement with SSF trial:** Uptake of the SSF within development applications has been very low, likely due to the 'optional' nature of the trial and the perceived time and cost impacts of both undertaking assessments and implementing the outcomes.
- **Council staff engagement with SSF trial:** Limited engagement with the SSF trial among participating councils. For some councils this has been a lack of enthusiasm within planning teams to engage with an 'optional' trial that is seen to increase workloads; for others there may be gaps in experience and expertise. All councils appear to be suffering from resourcing and workload issues which makes implementing an optional trial difficult.

- **Council staff turnover:** Many of the above challenges have been magnified by significant and ongoing turnover in planning staff, resulting in deficits in resourcing, continuity, and experience.
- **Competing priorities and political will:** Some individuals within councils (elected members and council administration) may see prioritising SSF and ESD outcomes as coming at the cost of other objectives, such as encouraging development and housing delivery.
- **Managing SSF Advisor workload:** Ongoing challenge of managing priorities and expectations across all eight councils and CASBE, whilst ensuring the prompt delivery of outputs is maintained.

## 5.2. Key Opportunities

Despite the abovementioned challenges, a range of opportunities have been identified as potentially arising from the SSF Advisor role and SSF trial implementation, as follows:

- **Improved ESD outcomes of current applications:** Already, we are seeing recommendations coming out of the SSF assessments affect the advice to applicants provided by planning staff. These will hopefully manifest as improved ESD outcomes for these applications and the developments to follow.
- **Information sharing across councils:** Sharing of information between participating councils, facilitated by the SSF Advisor role, including planning assessment processes and procedures, policy settings, development standards and best-practice case studies. There is also a huge opportunity to leverage off the knowledge and experience of the other shared service SSF Advisors.
- **Increased developer awareness:** Improved awareness of ESD principles and practices within the development community, through engagement with the SSF and interaction with the SSF Advisor and developer forums.
- **Prioritisation of key ESD issues:** Use SSF as a framework to identify and prioritise key ESD issues affecting individual councils. Opportunity for SSF Advisor to facilitate development of processes and procedures to improve outcomes around these priority areas.
- **Leverage off existing tools:** Opportunity to leverage off -and increase awareness of- existing tools, policies and programs, such as the Sustainable Infrastructure Guidelines and IWM Forums.
- **Cross-disciplinary collaboration:** Given the multidisciplinary nature of SSF, opportunity exists to use SSF assessments and working groups to increase cross-disciplinary discourse and knowledge sharing within councils.

**renew.**

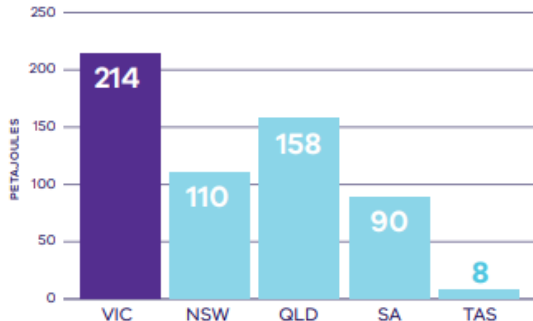
Goulburn Murray Climate Alliance, 23 February 2023

# ***Homes and the transition from gas to renewables***



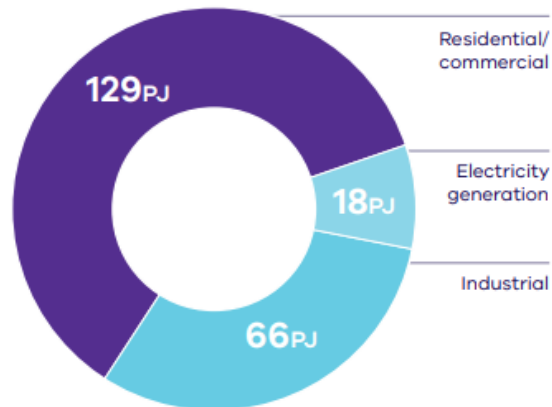
## Victoria accounts for 37% of domestic gas consumption in the East Coast Gas Market

Gas consumption in East Coast Gas Market 2020



AEMO, National Electricity and Gas Forecasting, online data portal [forecasting.aemo.com.au/Gas/AnnualConsumption/Total](https://forecasting.aemo.com.au/Gas/AnnualConsumption/Total)

Gas consumption in Victoria 2020



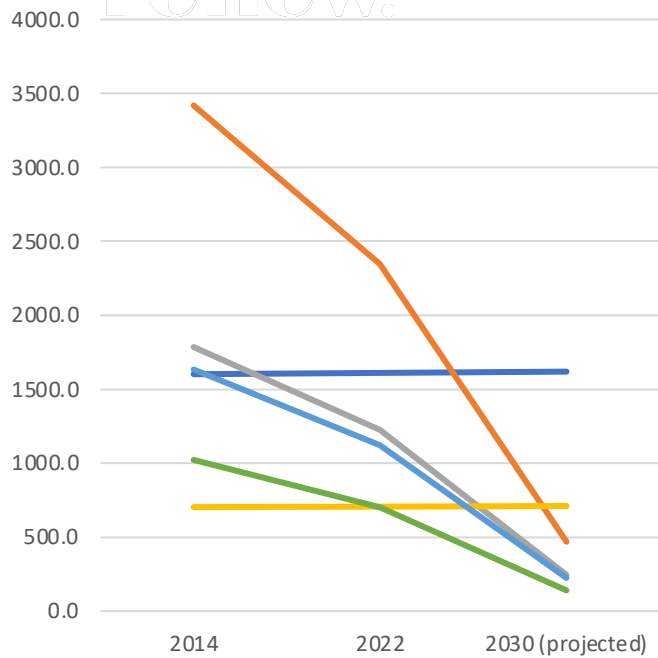
PJ= petajoules, Source: AEMO

renew.

Victoria will transition away from gas.

2 million homes are connected to gas. There is no way to meet Victoria's emissions targets without reducing residential gas use.

## Annual emissions (kg CO<sub>2</sub>-e) from heating: Wodonga



- Gas heater (no insulation)
- Inefficient electric heater (no insulation)
- Reverse cycle air conditioner (no insulation)
- Gas heater with insulation (insulation)
- Inefficient electric heater (insulation)
- Reverse cycle air conditioner (insulation)

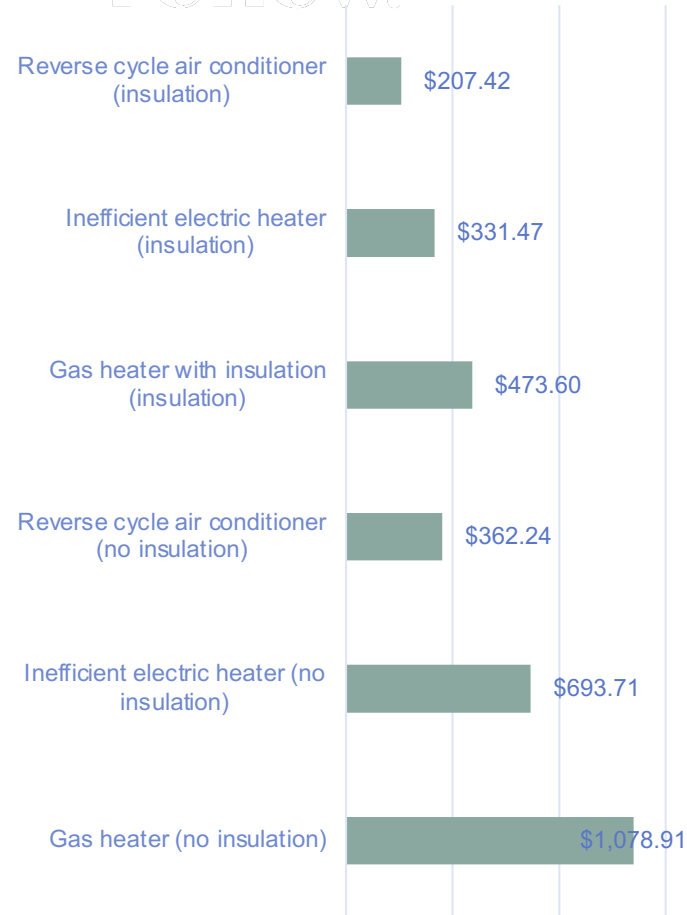
renew.

Electrification will increasingly reduce emissions.

Renewables are decarbonising electricity, but not gas.

## Annual cost to heat 50m2 space in rental home: Wodonga

renew.



renew.

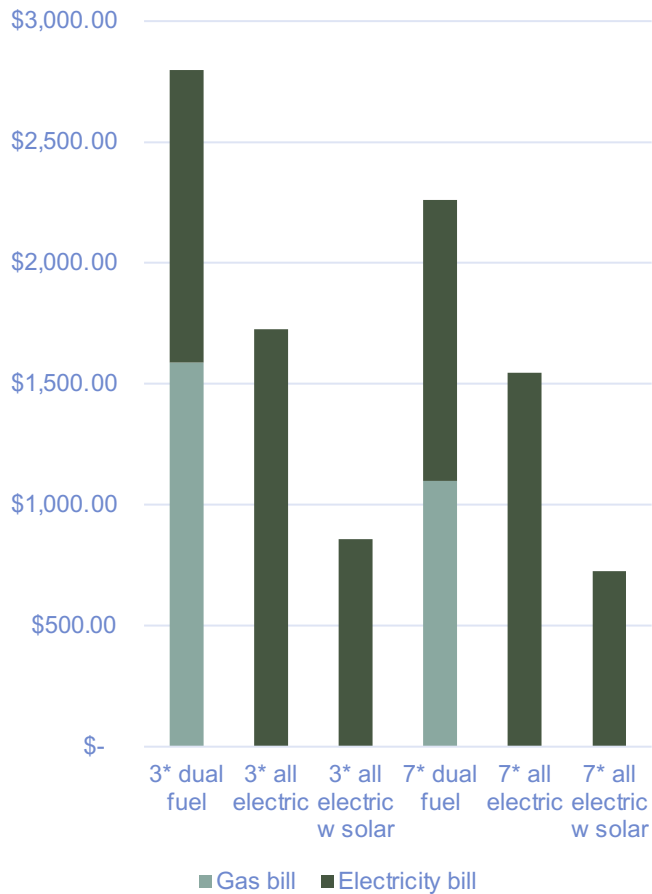
---

Getting off gas saves money.

---

**Renew has conducted independent modelling of the savings to households that replace gas.**

## Annual energy bills (Melbourne): 200m2 detached house, 2022 renew. tariffs



renew.

Savings are even bigger for homes that completely disconnect from gas.

All-electric homes with solar can cut bills by up to 75%.

**renew.**

The challenge.

**The transition must not leave anyone behind.**

Renters, social housing residents, and owner-occupiers with low incomes face higher barriers to retrofitting their home – and risk getting locked into high prices as the energy transition continues.

# **renew.**

The Getting Off Gas Toolkit – launching winter 2023.

- **Website**
- **Print communications**
- **Events and webinars**
- **Train the trainer**
- **Practical resources available to NGOs and councils**

# **renew.**

Discussion: what can councils do?

- **Working with communities**
- **Information and access to programs**
- **Planning levers**
- **Merri-Bek communications work**
- **What else?**

renew.



<div>* Climate Emergency</div> <div>+ Community Target</div>		AROUND THE REGIONS   <div>DEC 22 – FEB 23</div> <div>General Updates</div>		Corporate Strategy, Pledges & Targets   <div>UPDATES</div> <div>(municipal emissions estimates - for info only &amp; from snapshot)</div>																			
<div><div>ALPINE*</div></div>		<div><div>First EV fleet car due any week now, first chargers will be installed at Bright office by end of March so temporary overnight charging cable being sourced for depot.</div><div>Home energy audit kits, very close to launching – graphic designer is finalising the instruction document</div><div>Disaster recovery funded Community Climate Action Plan Roadmap, and Community Energy and EV Charging Prospectus have been awarded to consultants and kicked off.</div><div>Evie public charger - Signing of license with Evie networks is imminent. Location in Bright has been chosen.</div><div>FOGO implementation has launched with some Facebook posts and a community survey to help us help the community adjust to the new service. Mixed community response so far.</div><div>Solar installation on 4 buildings this FY progressing – finalising contract.</div><div>Council organisational restructure from 9<sup>th</sup> Jan, sustainability team now in Growth and Future department, recruitment underway to fill vacant positions including Manager Growth and Future, as things settle down we plan to infiltrate sustainability initiatives, working groups and general thinking to be front of mind across the organisation.</div></div>		<div>Corp Net Zero by 2023. 21/22 GHG Figures Still being determined.</div> <table><tr><td>Total Emissions tCO2-e</td><td>Electricity</td><td>Agriculture</td><td>Waste</td><td>Transport</td><td>Gas</td><td>Land Use</td><td>Council</td></tr><tr><td>307,000</td><td>35%</td><td>35%</td><td>1%</td><td>29%</td><td>0%</td><td>(6,000.00)</td><td></td></tr></table>				Total Emissions tCO2-e	Electricity	Agriculture	Waste	Transport	Gas	Land Use	Council	307,000	35%	35%	1%	29%	0%	(6,000.00)	
Total Emissions tCO2-e	Electricity	Agriculture	Waste	Transport	Gas	Land Use	Council																
307,000	35%	35%	1%	29%	0%	(6,000.00)																	
<div><div>ALPINE RESORTS</div><div>Falls Creek Alpine Resort Management Board</div><div>Alpine Resorts Management Board</div><div>(Mt Stirling, Mt Buller)</div><div>Mt Hotham Alpine Resort Management Board</div><div>Southern Alpine Resorts Management Board</div><div>(Lake Mtn &amp; Mt Baw Baw)</div></div>		<div><div>Environment Management Plan 2022-2027 adopted</div><div>Seeking funding to develop Climate Change Adaptation Action Plan for Alpine Resort</div><div>Partial funding received to implement feasibility study for development of Australian Alpine Research Centre at Falls Creek.</div></div>																					
<div><div>BENALLA</div></div>		<div><div>Thank you to Bronwyn Chapman who has unfortunately left the Environment team at Benalla, Bronwyn was amazing in getting Council’s Environment and Sustainability area back on track after the role/area had been absent for 6 months and has been crucial in the development of the ESO (myself).</div><div>Climate Change Adaptation Action Plan and Environmental strategy Review is being/has been presented to Council on Wednesday 22<sup>nd</sup> of March, with the intention to begin producing a new combined Environment and Climate Strategy/Policy.</div><div>Have reached an agreement with EVIE regarding 2 EV Chargers in the Denny Street carpark (pending a permit application), with construction on the site to begin soon after permit process is completed.</div><div>Currently awaiting the results of Community Consultation on the proposal of an EV Charger carpark from Tesla, the proposal includes 20 250kwh Chargers (10 in stage 1) to be placed in a council owned carpark next to Woolworths in Benalla.</div><div>Awaiting report from RMIT regarding the feasibility study on potential Council microgrid.</div><div>Recently produced a survey to assess the printing habits and processes of Council staff to work towards a plan towards a paperless organization.</div><div>BRCC is hoping to assist ACF with the Platy project in September, and is also happy to work with any other council who may be interested in supporting the project as well.</div></div>		<table><tr><td>Total Emissions tCO2-e</td><td>Electricity</td><td>Agriculture</td><td>Waste</td><td>Transport</td><td>Gas</td><td>Land Use</td><td>Council</td></tr><tr><td>386,000</td><td>31%</td><td>37%</td><td>1%</td><td>22%</td><td>9%</td><td>(8,000.00)</td><td></td></tr></table> <div>Trellis/Carbon Crunching Council participant</div>				Total Emissions tCO2-e	Electricity	Agriculture	Waste	Transport	Gas	Land Use	Council	386,000	31%	37%	1%	22%	9%	(8,000.00)	
Total Emissions tCO2-e	Electricity	Agriculture	Waste	Transport	Gas	Land Use	Council																
386,000	31%	37%	1%	22%	9%	(8,000.00)																	
<div><div>CAMPASPE</div></div>		<div><div>The Environment Strategy 2022-2026 was adopted at the Council Meeting on 16 November 2022. An updated long-term aim under the theme of climate change is for Council to achieve net-aero greenhouse gas emissions by 2035.</div><div>For the month of December, the EV Chargers were used 79 times with the highest number of visits per day of 13. For December this represents an emission savings of 1,274 kg GHG. Over January the EV chargers were used 72 times with the highest number of visits per day of 6. This contributed to an emission saving of 1,398kg GHG for the month and a total of 6,854 kg GHG for the financial year to date.</div><div>Campaspe Shire Council participated in the DJAARA Climate Change Adaptation Workshop hosted by Dja Dja Wurrung. This is the first-time local government has been targeted to work with traditional owners in the natural resource management area.</div><div>Flood recovery works continue to be a focus for council.</div><div>Roadside Weeds and Pest Program 2022/2023 continues to be delivered. We have added Khaki weed to our listed of weeds treated. The program is being impacted by the low availability of contractors to complete the work.</div><div>The Echuca Moama Torrumbarry Flood Study currently underway will be updated with new data from the October 2022 flood event. The recalibration of the flood study will start in late February and it’s anticipated that the revised draft Echuca Moama Torrumbarry Study will be completed and placed on public exhibition in late 2023.</div></div>		<table><tr><td>Total Emissions tCO2-e</td><td>Electricity</td><td>Agriculture</td><td>Waste</td><td>Transport</td><td>Gas</td><td>Land Use</td><td>Council</td></tr><tr><td>1,025,000</td><td>39%</td><td>41%</td><td>2%</td><td>11%</td><td>8%</td><td>(2,000.00)</td><td></td></tr></table>				Total Emissions tCO2-e	Electricity	Agriculture	Waste	Transport	Gas	Land Use	Council	1,025,000	39%	41%	2%	11%	8%	(2,000.00)	
Total Emissions tCO2-e	Electricity	Agriculture	Waste	Transport	Gas	Land Use	Council																
1,025,000	39%	41%	2%	11%	8%	(2,000.00)																	

<div>* Climate Emergency</div> <div>+ Community Target</div>		AROUND THE REGIONS   DEC 22 – FEB 23		Corporate Strategy, Pledges & Targets   <b>UPDATES</b>																																					
		General Updates		(municipal emissions estimates - for info only & from snapshot)																																					
DEECA Hume	<div>1. Information Updates - <i>Be a generous sharer of information</i></div> <div><div><div>• <b>Newsletter:</b> The best place to get the latest news in Climate Change and Renewable Energy for the north-east is through our monthly Climate Ready Hume newsletter. Our latest update can be found <a href="#">here</a>.<div><div>○ If you're not already subscribed, <a href="#">click here</a> to get the latest updates straight to your inbox.</div><div>○ Email <a href="mailto:climateready.hume@delwp.com.au">climateready.hume@delwp.com.au</a> if you have a Climate Change/Renewable Energy related story you'd like us to include to our 700+ subscribers.</div></div></div></div><div><div>• <a href="#">Climate change adaptation stories</a>. These videos use different projects as examples of climate adaptation to help demonstrate what adaptation is, including Sustainable Dairy Communities filmed in Hume.</div><div>• Team update: We are currently in the process of recruiting our Community Partnerships Program Officer and Program Manager positions. Chelsea Cherry is on secondment until the end of financial year and will be returning to her Program Manager position upon finishing. For enquiries, please contact Oriah Geri - <a href="mailto:oriah.geri@delwp.vic.gov.au">oriah.geri@delwp.vic.gov.au</a>, she will be the contact for the team until all positions are filled.</div></div></div>			<div>DELWP GREENHOUSE GAS EMISSIONS</div> <div><div>In February 2022, the DELWP Executive Board endorsed the DELWP 2025 net zero action plan which provides detail for how net zero emissions will be achieved by 2025 over five main categories. The scope of current annual reported emissions is largely determined by FRD24 annual reporting. This scope could change moving forward with both proposed updates to FRD24 and the possibility of net zero accreditation for the department.</div><div><div><div><div><div>2024-25</div><div>0</div><div>DELWP will achieve net zero emissions by 2025 through the implementation of actions in this plan</div></div><div><div>2021-22</div><div>6,374</div></div><div><div>2020-21</div><div>13,683</div></div><div><div>2019-20</div><div>19,393</div></div><div><div>2018-19</div><div>19,266</div></div><div><div>2017-18</div><div>20,142</div></div><div><div>2016-17</div><div>20,238</div></div><div><div>2015-16</div><div>27,488</div></div><div><div>2014-15</div><div>26,321</div></div></div><div><div><div>2021-22</div><div>513</div><div>5,488</div><div>6,374</div></div><div><div>2020-21</div><div>6,557</div><div>687</div><div>6,160</div><div>13,683</div></div><div><div>2019-20</div><div>9,180</div><div>746</div><div>8,496</div><div>19,393</div></div><div><div>2014-15 baseline</div><div>17,290</div><div>768</div><div>6,326</div><div>26,321</div></div></div><div><div>■ Building electricity emissions (scope 2-3)</div><div>■ Building gas / LPG emissions (scope 1-3)</div><div>■ Passenger vehicle emissions (scope 1)</div><div>■ Operational vehicle emissions (scope 1)</div><div>■ Air travel, building waste and paper purchasing emissions (scope 3)</div></div></div></div><div><table><tr><th>Emissions category</th><th>2021-22</th><th>2020-21</th><th>2019-20</th><th>2014-15 (baseline)</th></tr><tr><td>1. Building electricity emissions</td><td>0</td><td>6,557</td><td>9,180</td><td>17,290</td></tr><tr><td>2. Building gas / LPG emissions</td><td>513</td><td>687</td><td>746</td><td>768</td></tr><tr><td>3. Passenger vehicle emissions</td><td>309</td><td>222</td><td>776</td><td>876</td></tr><tr><td>4. Operational vehicles emissions</td><td>5,488</td><td>6,160</td><td>8,496</td><td>6,326</td></tr><tr><td>5. Air travel, building waste and paper purchasing emissions</td><td>64</td><td>57</td><td>195</td><td>1,061</td></tr><tr><td>Total reported emissions (tonnes CO<sub>2</sub>e)</td><td>6,374</td><td>13,683</td><td>19,393</td><td>26,321</td></tr></table></div></div>			Emissions category	2021-22	2020-21	2019-20	2014-15 (baseline)	1. Building electricity emissions	0	6,557	9,180	17,290	2. Building gas / LPG emissions	513	687	746	768	3. Passenger vehicle emissions	309	222	776	876	4. Operational vehicles emissions	5,488	6,160	8,496	6,326	5. Air travel, building waste and paper purchasing emissions	64	57	195	1,061	Total reported emissions (tonnes CO <sub>2</sub> e)	6,374	13,683	19,393	26,321
	Emissions category	2021-22	2020-21	2019-20	2014-15 (baseline)																																				
	1. Building electricity emissions	0	6,557	9,180	17,290																																				
	2. Building gas / LPG emissions	513	687	746	768																																				
	3. Passenger vehicle emissions	309	222	776	876																																				
4. Operational vehicles emissions	5,488	6,160	8,496	6,326																																					
5. Air travel, building waste and paper purchasing emissions	64	57	195	1,061																																					
Total reported emissions (tonnes CO <sub>2</sub> e)	6,374	13,683	19,393	26,321																																					
<div>MINI GRANT UPDATES</div> <div><div>• Our second round of community mini grant projects have been a great demonstration of grass roots community action – 17 events have been held since December 2021, with approx. 646 attendees! <b>All eleven mini grants have now been completed.</b></div></div>																																									
<div>TARGETED REGIONAL GRANT UPDATES</div> <div><div>• Two new projects have been scoped with the Goulburn Murray Climate Alliance for delivery in early 2023. They include:<div><div>○ A Leadership Forum to be co-designed by Alpine Valleys Community Leadership (AVCL) and the Goulburn Murray Climate Alliance (GMCA) for leaders across the GMCA membership. This would include local government and CMA’s, senior managers, executives and councillors.</div><div>○ Funding a project officer within the Goulburn Murray Climate Alliance (GMCA) to consult, design, and take to tender a Renewable Bulk Buy program. This will support residents, businesses, and community energy groups with energy literacy, understanding of Victorian Energy Upgrade opportunities, and other solar/battery solutions at the household and community scales.</div></div></div></div>																																									
			<div>DELWP HUME SITE INFORMATION</div> <table><tr><th></th><th>DELWP FTEs (June 2021)</th><th>Electricity grid consumption (kWh)</th><th>Solar generation (kWh)</th><th>Gas consumption (MJ)</th><th>Water consumption (KL)</th><th>Paper purchasing (A4 reams)</th></tr><tr><td>Hume April 21- Dec 21</td><td>391 (8%)</td><td>1,099,115 (16%)</td><td>220,760 (26%)</td><td>382,299 (4%)</td><td>3,566 (15%)</td><td>559 (12%)</td></tr><tr><td>Hume April 22 – June 202</td><td>408 (8%)</td><td>395,835 (16%)</td><td>19,624 (13%)</td><td>132,861 (3%)</td><td>1,833 (20%)</td><td>786 (43%)</td></tr></table>				DELWP FTEs (June 2021)	Electricity grid consumption (kWh)	Solar generation (kWh)	Gas consumption (MJ)	Water consumption (KL)	Paper purchasing (A4 reams)	Hume April 21- Dec 21	391 (8%)	1,099,115 (16%)	220,760 (26%)	382,299 (4%)	3,566 (15%)	559 (12%)	Hume April 22 – June 202	408 (8%)	395,835 (16%)	19,624 (13%)	132,861 (3%)	1,833 (20%)	786 (43%)															
	DELWP FTEs (June 2021)	Electricity grid consumption (kWh)	Solar generation (kWh)	Gas consumption (MJ)	Water consumption (KL)	Paper purchasing (A4 reams)																																			
Hume April 21- Dec 21	391 (8%)	1,099,115 (16%)	220,760 (26%)	382,299 (4%)	3,566 (15%)	559 (12%)																																			
Hume April 22 – June 202	408 (8%)	395,835 (16%)	19,624 (13%)	132,861 (3%)	1,833 (20%)	786 (43%)																																			

* Climate Emergency + Community Target		AROUND THE REGIONS   DEC 22 – FEB 23 General Updates		Corporate Strategy, Pledges & Targets   UPDATES (municipal emissions estimates - for info only & from snapshot)																			
GB CMA	<div><div></div><div>The Australian Government announced the tender call for investment of \$450 million for the Regional Land Partnerships (RLP) Program, which is for delivery of natural resource management at a regional scale. This program funds a large part of our existing biodiversity and RAMSAR works programs. The Department of Climate Change, Energy, the Environment and Water and the Department of Agriculture, Fisheries and Forestry are seeking to establish a panel of regional delivery partners to provide environmental protection, sustainable agriculture, and natural resource management services across 52 regional areas of Australia. Therefore, an Approach to Market has opened until 7 March 2023 for which the Goulburn Broken CMA will be applying to be a delivery partner for the Goulburn Broken Management Unit. Two environmental outcomes are the focus including; Species and Landscapes – To mitigate new and established threats (such as feral pest and weeds) and restore habitat to support our international and domestic priorities, including the Threatened Species Action Plan 2022; and Ramsar Wetland Protection.</div><div></div><div>Staffing – Bek Caldwell has taken on a new role – Biodiversity and Land Health Manager, and is continuing in the Municipal Catchment Coordinator role while advertisement is underway.</div><div></div><div>RCS Implementation – a second stakeholder round table session on catchment land health, one of the four natural resource themes (land, biodiversity, community and water) will take place on Wed 22<sup>nd</sup> February in Benalla. A second roundtable workshop for biodiversity is planned for the 29<sup>th</sup> March in Nagambie, following a successful first workshop in November 2022.</div><div></div><div>Through the statewide climate change coordinator roles, there has been focus on collaboration with Deakin Universities' Blue Carbon Lab to develop projects that further explore understanding ‘Teal’ (inland wetland) carbon opportunities, including Environmental accounting for restoring freshwater wetlands, Restoration catalogue for freshwater systems, and Carbon monitoring as part of rewetting projects. Project proposals are being developed and will be presented to CMAs in December.</div><div></div><div>A request for quotation was prepared (and is in the market) to engage a suitable qualified consulting firm to develop a process that creates co-investment for on-ground projects that generate carbon credits and integral co-benefits. This process is intended to initially support the water sector (net zero ambitions), however maybe applicable for other future Victorian carbon offset projects.</div></div>	<a href="#">Home</a>   <a href="#">Goulburn Broken Regional Catchment Strategy (rcs.vic.gov.au)</a>																					
	INDIGO*	<b>STAFF:</b> the Environment & Sustainability team is back to 2.0 FTE. <b>COMMUNITY SUSTAINABILTY GRANTS:</b> Indigo’s 2022/23 Community Sustainability Grants Program has closed and recommended applications are going to Council meeting on 28 <sup>th</sup> February. <b>EV CHARGING INFRASTRUCTURE:</b> Council is supporting the Evie Network charger being installed in Beechworth in 2022/23, and we are installing seven 22kW chargers at Council’s offices and depots via our successful Victorian Government’s ‘ <i>EV Charging for Council Fleets</i> ’ grant in 2023. <b>KAUSAL:</b> Indigo’s Kausal platform is in the final development stage and will be ‘launched’ publicly in March. Kausal is an on-line platform and project management tool that helps to capture, track and report on climate actions - ( <a href="https://kausal.tech/en">https://kausal.tech/en</a> ). Indigo’s site displays actions in the following ways: <ul style="list-style-type: none"><li>Climate actions at Council – <i>these actions are largely sourced from our Emissions Reduction Plan (ERP) and address emissions (Scope 1,2,3) produced by the organisation.</i></li><li>Climate actions in our Community - <i>actions that Council is taking to help our community to reduce greenhouse gas emissions and adapt to climate change (e.g. Community Sustainability Grants, public EV chargers).</i></li></ul> <b>NATURALLY COOLER INDIGO PROJECT:</b> We’ve secured a \$160,000 grant via Emergency Management Victoria’s Risk and Resilience Grants Program for our <i>Naturally Cooler Indigo Project - fast tracking urban tree canopies in Indigo Shire's towns</i> . This is on the back of GMCA’s Naturally Cooler Towns Project in 2021/22. This is a two-year project involving an Urban Tree Canopy Strategy, tree canopy gap analysis of our towns, and up-scaling of our street and park tree planting. The funding agreement and project commencement report has been signed and returned, and a project inception meeting was held on 6/02/2023.			Net zero by 2035 – Corporate emissions (Scope 1,2,3), Total corporate emissions – 6,366 tonnes C02e (2019/20)  Community emissions																		
					<table><tr><th>Total Emissions tCO2-e</th><th>Electricity</th><th>Agriculture</th><th>Waste</th><th>Transport</th><th>Gas</th><th>Land Use</th><th>Council</th></tr><tr><td>431,000</td><td>33%</td><td>33%</td><td>1%</td><td>26%</td><td>7%</td><td>(7,000.00)</td><td></td></tr></table>			Total Emissions tCO2-e	Electricity	Agriculture	Waste	Transport	Gas	Land Use	Council	431,000	33%	33%	1%	26%	7%	(7,000.00)	
		Total Emissions tCO2-e	Electricity	Agriculture	Waste	Transport	Gas	Land Use	Council														
		431,000	33%	33%	1%	26%	7%	(7,000.00)															
MANSFIELD	<ul style="list-style-type: none"><li>Council have employed Kylie Russell as the new Enviromental and Sustainability Officer at 0.6FTE.</li><li>Mansfield Shire Council endorsed the Climate Action Plan on 21<sup>st</sup> February, 2022 with a target of net-zero corporate emissions by 2025.</li><li>Council officers working in collaboration with Murrindindi Shire and Strathbogie Shire on a Street Light Audit. Next phase will be the Street Light Upgrade.</li><li>Roadside Weed and Pest Management Program 2022/23 underway targeting Blackberry, Gorse and Broom.</li><li>Zoe Blakeney has been appointed as the Region Lead Integrated Water Management Officer (position being hosted by MSC).</li><li>Council officers working on Mansfield Shire Tree Management Plan.</li><li>Working with EVIE Networks on installation of EV Charging station – 50 kilowatt fast charging, main street of Mansfield. Supporting Jamieson Community Group with their installation of two EV chargers at the Jamieson Hall.</li><li>The Waste and Resource Recovery Team are finalising community consultation on the changes to waste and recycling services in preparation to transition to a three-bin system.</li></ul>			Total Emissions tCO2-e																			
				Electricity																			
				Agriculture																			
				Waste																			
			Transport																				
			Gas																				
			Land Use																				
			Council																				

* Climate Emergency + Community Target	AROUND THE REGIONS   DEC 22 – FEB 23  General Updates	Corporate Strategy, Pledges & Targets   UPDATES  (municipal emissions estimates - for info only & from snapshot)																
MITCHELL*	<ul style="list-style-type: none"><li>Community engagement for Climate Emergency Action Plan project underway<ul style="list-style-type: none"><li>Reference Group of key selected community members and Councillors formed (2 meetings so far) - helping guide community aspect of plan</li><li>Online survey currently open till 14 March</li><li>2 x Community workshops to be held in early March (Seymour and Wallan)</li><li>Public forum, to feed back learnings from survey and workshops, to be held in early April</li><li>Engaging with business and industry through targeted interviews</li><li>Plan will provide targets for Council and Community to reach net zero ghg emissions in an emergency timeframe as well as actions to adapt and build resilience to the impacts of climate change.</li></ul></li><li>Working with Evie Networks to support install of EV charging station (50kW) in Wallan – working through license agreement</li><li>EV charging stations (24kWDC) installed in Broadford and Kilmore as part of DCAV program. Locations are AAA and have been hosting EVs from all over the state and beyond since December.</li><li>Awarded grant to install heat pump system at Seymour Sports and Aquatic Centre per key recommendation from an ESD audit. This will allow Council to transition away from a reliance on natural gas to heat the pool water. Project includes detailed design of system prior to installation given complexity involved.</li><li>Urban Forest Strategy currently community engagement commencing shortly</li><li>ESD Policy implementation:<ul style="list-style-type: none"><li>Seymour Resource Recovery Centre under construction and includes 50kW rooftop solar system and recycled content included throughout design. Aiming for 65-70% BESS rating.</li><li>JJ Clancy Reserve redevelopment in Kilmore with 20kW rooftop solar and heat pump system included in design</li><li>Extra 20kW rooftop solar system added to Kilmore kindergarden.</li><li>Expansion of Mt Piper Kinder in Broadford includes Electric Vehicle (EV) charging station, bicycle parking, and rainwater tank in design.</li></ul></li><li>Type 1 ESD Audit conducted at Clonbinane Community Hall to find ways to improve sustainability of this building.</li><li>Mitchell Shire Waste and Resource Recovery Strategy 2030 adopted at Feb Council meeting.</li><li>Completed community consultation on the Kerbside transition to a four stream waste service with 760 survey responses</li><li>Currently advertising for a water sensitive urban design officer.</li></ul>	<p>Corp Net Zero by 2050 (new target will be set through CEAP process) Corporate Net emissions for FY 20/21 (baseline year) = 20,843 tCO2e Emissions from Waste Disposal account for majority of Council’s emissions at 75% or 16,611 tCO2-e</p> <table><tr><th>Total Emissions tCO2-e</th><th>Electricity</th><th>Agriculture</th><th>Waste</th><th>Transport</th><th>Gas</th><th>Land Use</th><th>Council</th></tr><tr><td>624,000</td><td>47%</td><td>15%</td><td>2%</td><td>23%</td><td>13%</td><td>(11,000.00)</td><td></td></tr></table>	Total Emissions tCO2-e	Electricity	Agriculture	Waste	Transport	Gas	Land Use	Council	624,000	47%	15%	2%	23%	13%	(11,000.00)	
Total Emissions tCO2-e	Electricity	Agriculture	Waste	Transport	Gas	Land Use	Council											
624,000	47%	15%	2%	23%	13%	(11,000.00)												
MOIRA	<ul style="list-style-type: none"><li>Environmental Sustainability Strategy 2022-2026 adopted by Council at December 2022 Council meeting.</li><li>EV charging station construction nearing completion at Federation Park (Cobram). Overall project expected to be completed by end of March. Have had some delays with Ausnet.</li><li>Have finalised licence agreement with EVIE for public 50kW EV charging station to be installed at Hovell St carpark in Yarrawonga. Stage 1 of Construction is complete and looking to book an appointment for energisation.</li><li>Reviewing Councils utility management software subscription (Azility) - putting together business case for transitioning to Trellis</li><li>Internally workshopping priority areas and future directions for updating Councils Corporate Emissions Reduction Plan (2022-2026). All scope emissions (1,2 &amp; 3) are planned on being included.</li><li>Close to an appointment for Environmental Sustainability Officer (ESO) (James Steinfort Position). Conducting final reference checks</li></ul>	<p>Corp &lt;50% by 2026 reduction of X from baseline year of 2009 Corporate emissions (Scope 1,2) 50% reduction by 2026, Total corporate emissions – 3,011 tonnes CO2e (2020/21) Net zero by 2050 (Scope 1,2,3)</p> <table><tr><th>Total Emissions tCO2-e</th><th>Electricity</th><th>Agriculture</th><th>Waste</th><th>Transport</th><th>Gas</th><th>Land Use</th><th>Council</th></tr><tr><td>700,000</td><td>37%</td><td>46%</td><td>1%</td><td>12%</td><td>4%</td><td>(1,000.00)</td><td></td></tr></table>	Total Emissions tCO2-e	Electricity	Agriculture	Waste	Transport	Gas	Land Use	Council	700,000	37%	46%	1%	12%	4%	(1,000.00)	
Total Emissions tCO2-e	Electricity	Agriculture	Waste	Transport	Gas	Land Use	Council											
700,000	37%	46%	1%	12%	4%	(1,000.00)												
MURRINDINDI +	<ul style="list-style-type: none"><li>Continuing with development of Climate Action Plan, to be reported to Council on March 8.</li><li>Youth Climate Congress to be held in Alexandra on 10 March</li><li>Several RFQ process underway - Community Greenhouse Emissions Analysis and Profile; Review of Rural Roadside Management Plan</li><li>Working on RFQ Greenhouse and Resource data platform (eg Trellis, Azility etc) <b>Would appreciate help - does another council has an example brief from past RFQ?</b></li><li>Evie networks plans construction of a 50kw fast charger in Alexandra – agreement about to be finalised.</li><li>EV transition – planning to purchase 2 passenger fleet EV next FY, installing AC charger at Alexandra office to add to Yea office</li><li>Working with RMIT to investigate possible microgrids in Yea. 2030 Yea has started a local public information and feedback process</li><li>The Pheasant Creek Blackberry Action Taskforce is trialling use of goats as blackberry control on sensitive site - a gully with tree ferns infested with blackberry. (Parks Vic land)</li><li>Weed control works progressing well in drier conditions, blackberry, St Johns Worth and Pattersons Curse prolific following wet seasons</li><li>Seeking to engage Regional Roads Victoria to control weeds on main roads and prevent spread into other roadsides and private land – receiving many complaints from public about weeds on main roads.</li><li>Council is creating a position - Manager flood recovery (could involve fire recovery as well)</li><li>Laura Campbell has Left Murrindindi Shire, currently sustainability handled by Acting Coordinator 3 days per week</li></ul>	<p>Corp 100% renewable by 2025 (and net zero by 2035). Existing reduction of 10% from baseline year of 2016/17. Corporate emissions: 7,200 tCO2-e Municipal Net Zero by 2035 target Population:</p> <table><tr><th>Total Emissions tCO2-e</th><th>Electricity</th><th>Agriculture</th><th>Waste</th><th>Transport</th><th>Gas</th><th>Land Use</th><th>Council</th></tr><tr><td>367,000</td><td>23%</td><td>43%</td><td>1%</td><td>30%</td><td>3%</td><td>(4,000.00)</td><td></td></tr></table>	Total Emissions tCO2-e	Electricity	Agriculture	Waste	Transport	Gas	Land Use	Council	367,000	23%	43%	1%	30%	3%	(4,000.00)	
Total Emissions tCO2-e	Electricity	Agriculture	Waste	Transport	Gas	Land Use	Council											
367,000	23%	43%	1%	30%	3%	(4,000.00)												



<div>* Climate Emergency</div> <div>+ Community Target</div>		AROUND THE REGIONS   <div>DEC 22 – FEB 23</div>	Corporate Strategy, Pledges & Targets   <div>UPDATES</div>					
		General Updates	(municipal emissions estimates - for info only & from snapshot)					
		<div><div></div><div><div></div><div></div><div></div><div></div><div></div><div></div><div></div><div></div><div></div><div></div><div></div><div></div><div></div><div></div><div></div><div></div><div></div><div></div><div></div><div></div><div></div><div></div><div></div><div></div><div></div><div></div><div></div><div></div><div></div><div></div><div></div><div></div><div></div><div></div><div></div><div></div><div></div><div></div><div></div><div></div><div></div><div></div><div></div><div></div><div></div><div></div><div></div><div></div><div></div><div></div><div></div><div></div><div></div><div></div><div></div><div></div><div></div><div></div><div></div><div></div><div></div><div></div><div></div><div></div><div></div><div></div><div></div><div></div><div></div><div></div><div></div><div></div><div></div><div></div><div></div><div></div><div></div><div></div><div></div><div></div><div></div><div></div><div></div><div></div><div></div><div></div><div></div><div></div><div></div><div></div><div></div><div></div><div></div><div></div><div></div><div></div><div></div><div></div><div></div><div></div><div></div><div></div><div></div><div></div><div></div><div></div><div></div><div></div><div></div><div></div><div></div><div></div><div></div><div></div><div></div><div></div><div></div><div></div><div></div><div></div><div></div><div></div><div></div><div></div><div></div><div></div><div></div><div></div><div></div><div></div><div></div><div></div><div></div><div></div><div></div><div></div><div></div><div></div><div></div><div></div><div></div><div></div><div></div><div></div><div></div><div></div><div></div><div></div><div></div><div></div><div></div><div></div><div></div><div></div><div></div><div></div><div></div><div></div><div></div><div></div><div></div><div></div><div></div><div></div><div></div><div></div><div></div><div></div><div></div><div></div><div></div><div></div><div></div><div></div><div></div><div></div><div></div><div></div><div></div><div></div><div></div><div></div><div></div><div></div><div></div><div></div><div></div><div></div><div></div><div></div><div></div><div></div><div></div><div></div><div></div><div></div><div></div><div></div><div></div><div></div><div></div><div></div><div></div><div></div><div></div><div></div><div></div><div></div><div></div><div></div><div></div><div></div><div></div><div></div><div></div><div></div><div></div><div></div><div></div><div></div><div></div><div></div><div></div><div></div><div></div><div></div><div></div><div></div><div></div><div></div><div></div><div></div><div></div><div></div><div></div><div></div><div></div><div></div><div></div><div></div><div></div><div></div><div></div><div></div><div></div><div></div><div></div><div></div><div></div><div></div><div></div><div></div><div></div><div></div><div></div><div></div><div></div><div></div><div></div><div></div><div></div><div></div><div></div><div></div><div></div><div></div><div></div><div></div><div></div><div></div><div></div><div></div><div></div><div></div><div></div><div></div><div></div><div></div><div></div><div></div><div></div><div></div><div></div><div></div><div></div><div></div><div></div><div></div><div></div><div></div><div></div><div></div><div></div><div></div><div></div><div></div><div></div><div></div><div></div><div></div><div></div><div></div><div></div><div></div><div></div><div></div><div></div><div></div><div></div><div></div><div></div><div></div><div></div><div></div><div></div><div></div><div></div><div></div><div></div><div></div><div></div><div></div><div></div><div></div><div></div><div></div><div></div><div></div><div></div><div></div><div></div><div></div><div></div><div></div><div></div><div></div><div></div><div></div><div></div><div></div><div></div><div></div><div></div><div></div><div></div><div></div><div></div><div></div><div></div><div></div><div></div><div></div><div></div><div></div><div></div><div></div><div></div><div></div><div></div><div></div><div></div><div></div><div></div><div></div><div></div><div></div><div></div><div></div><div></div><div></div><div></div><div></div><div></div><div></div><div></div><div></div><div></div><div></div><div></div><div></div><div></div><div></div><div></div><div></div><div></div><div></div><div></div><div></div><div></div><div></div><div></div><div></div><div></div><div></div><div></div><div></div><div></div><div></div><div></div><div></div><div></div><div></div><div></div><div></div><div></div><div></div><div></div><div></div><div></div><div></div><div></div><div></div><div></div><div></div><div></div><div></div><div></div><div></div><div></div><div></div><div></div><div></div><div></div><div></div><div></div><div></div><div></div><div></div><div></div><div></div><div></div><div></div><div></div><div></div><div></div><div></div><div></div><div></div><div></div><div></div><div></div><div></div><div></div><div></div><div></div><div></div><div></div><div></div><div></div><div></div><div></div><div></div><div></div><div></div><div></div><div></div><div></div><div></div><div></div><div></div><div></div><div></div><div></div><div></div><div></div><div></div><div></div><div></div><div></div><div></div><div></div><div></div><div></div><div></div><div></div><div></div><div></div><div></div><div></div><div></div><div></div><div></div><div></div><div></div><div></div><div></div><div></div><div></div><div></div><div></div><div></div><div></div><div></div><div></div><div></div><div></div><div></div><div></div><div></div><div></div><div></div><div></div><div></div><div></div><div></div><div></div><div></div><div></div><div></div><div></div><div></div><div></div><div></div><div></div><div></div><div></div><div></div><div></div><div></div><div></div><div></div><div></div><div></div><div></div><div></div><div></div><div></div><div></div><div></div><div></div><div></div><div></div><div></div><div></div><div></div><div></div><div></div><div></div><div></div><div></div><div></div><div></div><div></div><div></div><div></div><div></div><div></div><div></div><div></div><div></div><div></div><div></div><div></div><div></div><div></div><div></div><div></div><div></div><div></div><div></div><div></div><div></div><div></div><div></div><div></div><div></div><div></div><div></div><div></div><div></div><div></div><div></div><div></div><div></div><div></div><div></div><div></div><div></div><div></div><div></div><div></div><div></div><div></div><div></div><div></div><div></div><div></div><div></div><div></div><div></div><div></div><div></div><div></div><div></div><div></div><div></div><div></div><div></div><div></div><div></div><div></div><div></div><div></div><div></div><div></div><div></div><div></div><div></div><div></div><div></div><div></div><div></div><div></div><div></div><div></div><div></div><div></div><div></div><div></div><div></div><div></div><div></div><div></div><div></div><div></div><div></div><div></div><div></div><div></div><div></div><div></div><div></div><div></div><div></div><div></div><div></div><div></div><div></div><div></div><div></div><div></div><div></div><div></div><div></div><div></div><div></div><div></div><div></div><div></div><div></div><div></div><div></div><div></div><div></div><div></div><div></div><div></div><div></div><div></div><div></div><div></div><div></div><div></div><div></div><div></div><div></div><div></div><div></div><div></div><div></div><div></div><div></div><div></div><div></div><div></div><div></div><div></div><div></div><div></div><div></div><div></div><div></div><div></div><div></div><div></div><div></div><div></div><div></div><div></div><div></div><div></div><div></div><div></div><div></div><div></div><div></div><div></div><div></div><div></div><div></div><div></div><div></div><div></div><div></div><div></div><div></div><div></div><div></div><div></div><div></div><div></div><div></div><div></div><div></div><div></div><div></div><div></div><div></div><div></div><div></div><div></div><div></div><div></div><div></div><div></div><div></div><div></div><div></div><div></div><div></div><div></div><div></div><div></div><div></div><div></div><div></div><div></div><div></div><div></div><div></div><div></div><div></div><div></div><div></div><div></div><div></div><div></div><div></div><div></div><div></div><div></div><div></div><div></div><div></div><div></div><div></div><div></div><div></div><div></div><div></div><div></div><div></div><div></div><div></div><div></div><div></div><div></div><div></div><div></div><div></div><div></div><div></div><div></div><div></div><div></div><div></div><div></div><div></div><div></div><div></div><div></div><div></div><div></div><div></div><div></div><div></div><div></div><div></div><div></div><div></div><div></div><div></div><div></div><div></div><div></div><div></div><div></div><div></div><div></div><div></div><div></div><div></div><div></div><div></div><div></div><div></div><div></div><div></div><div></div><div></div><div></div><div></div><div></div><div></div><div></div><div></div><div></div><div></div><div></div><div></div><div></div><div></div><div></div><div></div><div></div><div></div><div></div><div></div><div></div><div></div><div></div><div></div><div></div><div></div><div></div><div></div><div></div><div></div><div></div><div></div><div></div><div></div><div></div><div></div><div></div><div></div><div></div><div></div><div></div><div></div><div></div><div></div><div></div><div></div><div></div><div></div><div></div><div></div><div></div><div></div><div></div><div></div><div></div><div></div><div></div><div></div><div></div><div></div><div></div><div></div><div></div><div></div><div></div><div></div><div></div><div></div><div></div><div></div><div></div><div></div><div></div><div></div><div></div><div></div><div></div><div></div><div></div><div></div><div></div><div></div><div></div><div></div><div></div><div></div><div></div><div></div><div></div><div></div><div></div><div></div><div></div><div></div><div></div><div></div><div></div><div></div><div></div><div></div><div></div><div></div><div></div><div></div><div></div><div></div><div></div><div></div><div></div><div></div><div></div><div></div><div></div><div></div><div></div><div></div><div></div><div></div><div></div><div></div><div></div><div></div><div></div><div></div><div></div><div></div><div></div><div></div><div></div><div></div><div></div><div></div><div></div><div></div><div></div><div></div><div></div><div></div><div></div><div></div><div></div><div></div><div></div><div></div><div></div><div></div><div></div><div></div><div></div><div></div><div></div><div></div><div></div><div></div><div></div><div></div><div></div><div></div><div></div><div></div><div></div><div></div><div></div><div></div><div></div><div></div><div></div><div></div><div></div><div></div><div></div><div></div><div></div><div></div><div></div><div></div><div></div><div></div><div></div><div></div><div></div><div></div><div></div><div></div><div></div><div></div><div></div><div></div><div></div><div></div><div></div><div></div><div></div><div></div><div></div><div></div><div></div><div></div><div></div><div></div><div></div><div></div><div></div><div></div><div></div><div></div><div></div><div></div><div></div><div></div><div></div><div></div><div></div><div></div><div></div><div></div><div></div><div></div><div></div><div></div><div></div><div></div><div></div><div></div><div></div><div></div><div></div><div></div><div></div><div></div><div></div><div></div><div></div><div></div><div></div><div></div><div></div><div></div><div></div><div></div><div></div><div></div><div></div><div></div><div></div><div></div><div></div><div></div><div></div><div></div><div></div><div></div><div></div><div></div><div></div><div></div><div></div><div></div><div></div><div></div><div></div><div></div><div></div><div></div><div></div><div></div><div></div><div></div><div></div><div></div><div></div></div></div>						

* Climate Emergency + Community Target	AROUND THE REGIONS   DEC 22 – FEB 23  General Updates	Corporate Strategy, Pledges & Targets   UPDATES  (municipal emissions estimates - for info only & from snapshot)																
	<ul style="list-style-type: none"><li>A plan is being developed to upgrade the solar system located on the Euroa depot, as well as the addition of a battery system. This will allow the depot to act as an energy island for the main office if power outages occur.</li><li>The first step to the ‘cooler canopies’ project is underway with street tree planning occurring and planting slotted to start around the May period.</li><li>VT Landfill rehab has begun.</li><li>Research is being completed around slow-release watering systems for street trees. These will be tested and assessed on effectiveness alongside street tree planting this year.</li><li>Strathbogie Shire Council is currently undertaking a corporate GHG emissions assessment and data gap analysis.</li><li>The Active and Connected: Cycling and Walking strategy is currently out to tender.</li></ul>																	
TOWONG	<ul style="list-style-type: none"><li>Corryong Landfill cells development application due for resubmission in September. Now reduced to Cells 3-7..</li><li>Part of Hume collaborative tender for waste and recycling management</li><li>Continue to expand our tree canopy in towns according to Towong Shire’s tree management plan.</li><li>EV charger and 22KVa solar canopy for car park in Corryong entering installation phase of streetscape redevelopment. Single twin charger (most likely at 40-50KVa) to be installed by GoEve with capacity for additional charger in future.</li><li>Configuration for design of Solar PV at Colac Colac Caravan Park Camp Kitchen Block</li><li>Initial discussion with NEWater about possibility of using their mobile Biochar pyrolysis plant for green waste.</li></ul>	<table><tr><th>Total Emissions tCO2-e</th><th>Electricity</th><th>Agriculture</th><th>Waste</th><th>Transport</th><th>Gas</th><th>Land Use</th><th>Council</th></tr><tr><td>414,000</td><td>8%</td><td>78%</td><td>1%</td><td>12%</td><td>1%</td><td>(10,000.00)</td><td></td></tr></table>	Total Emissions tCO2-e	Electricity	Agriculture	Waste	Transport	Gas	Land Use	Council	414,000	8%	78%	1%	12%	1%	(10,000.00)	
Total Emissions tCO2-e	Electricity	Agriculture	Waste	Transport	Gas	Land Use	Council											
414,000	8%	78%	1%	12%	1%	(10,000.00)												
WANGARATTA	<ul style="list-style-type: none"><li>Recruitment for Sustainability Officer role underway.</li><li>Draft Corporate Operations Emissions Reduction Plan completed and going through final approvals.</li><li>Auspicing DEECA funded, GMCA &amp; AVLPL Climate Leaders Forum occurring in March/April.</li><li>DCAV project - Evie Charger install hit with delays from Ausnet. New date for going live is March 17<sup>th</sup> 2023.</li><li>Plastic Oceans – single use plastic staff behaviour change program continuing. Up to stage 3 – will be implementing activities and events from March – June.</li><li>Multiple events occurring during ‘March into Sustainability’ next month including partnering with Sustainability Vic for low energy home and other partnerships for events such as zero waste at home, wetland turtle talk and growing native plants workshops.</li><li>Assisting Indigo Power to gather information for proposed feasibility study of a local community battery.</li><li>Delivery of Roadside Weeds &amp; Pest program continuing.</li><li>Environment &amp; Sustainability reference group TOR drafted and will be going out for recruitment shortly.</li></ul>	<p>Corp &lt;50% by 2025 reduction from baseline year of 2015-16 Municipality:</p> <table><tr><th>Total Emissions tCO2-e</th><th>Electricity</th><th>Agriculture</th><th>Waste</th><th>Transport</th><th>Gas</th><th>Land Use</th><th>Council</th></tr><tr><td>656,000</td><td>40%</td><td>36%</td><td>1%</td><td>18%</td><td>5%</td><td>(16,000.00)</td><td></td></tr></table>	Total Emissions tCO2-e	Electricity	Agriculture	Waste	Transport	Gas	Land Use	Council	656,000	40%	36%	1%	18%	5%	(16,000.00)	
Total Emissions tCO2-e	Electricity	Agriculture	Waste	Transport	Gas	Land Use	Council											
656,000	40%	36%	1%	18%	5%	(16,000.00)												
WODONGA+	<ul style="list-style-type: none"><li>The final version of the Sustainability strategy 2022- 2024 went to executive on the 21<sup>st</sup> following public consultation with the view to go to the March Council meeting</li><li>The Climate Change Adaptation Action plan 2022-2027 (CCAAP) went to executive on the 21<sup>st</sup> following public consultation with the view to go to the March Council meeting</li><li>Working with Birdwood Energy and Monash university on the Active Energy Precinct micogrid project. Two 50 kWh batteries were installed into Wodonga through this project this month. One is installed at Arnolds Fruit Market and the other at the Wodonga Cube. The battery installation raised a lot of interest through the community and the media with the ABC, WIN and Channel 7 as well as the Bordermail covering the story on the 6<sup>th</sup> of February.</li><li>The Wodonga major roads LED streetlight lights project is complete.</li><li>Working with Evie Network to find site for EV charger – ongoing.</li><li>Working with AlburyCity to present sustainable markets at the <b>Riverside Vibes</b> - Taking place in a unique bushland setting along the banks of the mighty Murray River, Albury's newest cultural event showcased the wonderful culture in our community. <a href="#">Riverside Vibes   AlburyCity (nsw.gov.au)</a>. This event is on the 29<sup>th</sup> and 30<sup>th</sup> April.</li><li>Working through a car park solar feasibility study to provide the council office with power. This study will be completed next month once we have AUSNET report.</li></ul>	<p>Zero Emissions Increase 31.5% reduction in 2021/22 from baseline year of 2018/19 corporate emissions which were 8,726 tCO2-e Community zero emissions increase</p> <table><tr><th>Total Emissions tCO2-e</th><th>Electricity</th><th>Agriculture</th><th>Waste</th><th>Transport</th><th>Gas</th><th>Land Use</th><th>Council</th></tr><tr><td>736,000</td><td>61%</td><td>5%</td><td>2%</td><td>14%</td><td>18%</td><td>(1,000.00)</td><td></td></tr></table>	Total Emissions tCO2-e	Electricity	Agriculture	Waste	Transport	Gas	Land Use	Council	736,000	61%	5%	2%	14%	18%	(1,000.00)	
Total Emissions tCO2-e	Electricity	Agriculture	Waste	Transport	Gas	Land Use	Council											
736,000	61%	5%	2%	14%	18%	(1,000.00)												

\*Climate Emergency declared

+ has Community emissions targets